



Tech How-To

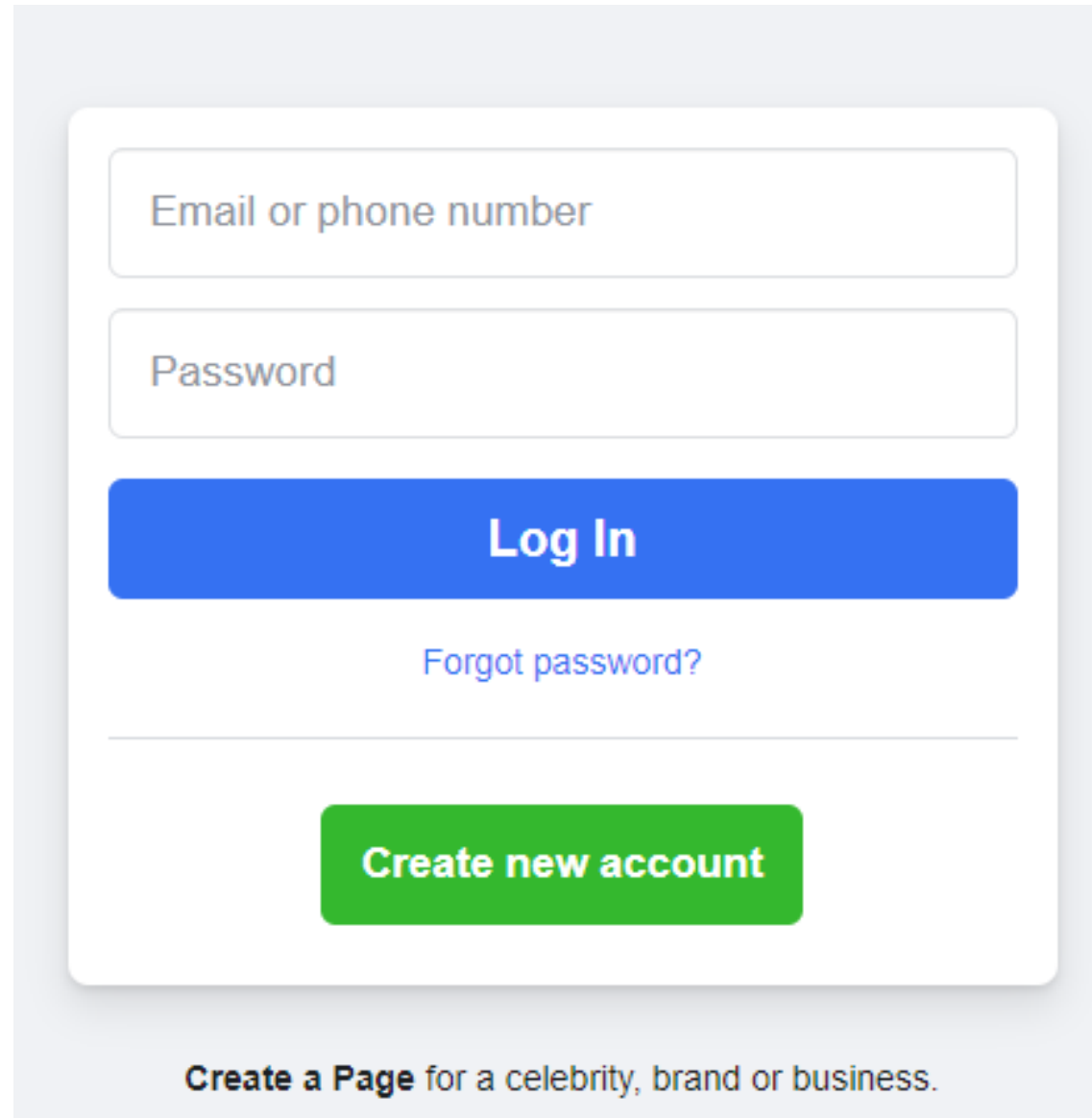
Facebook





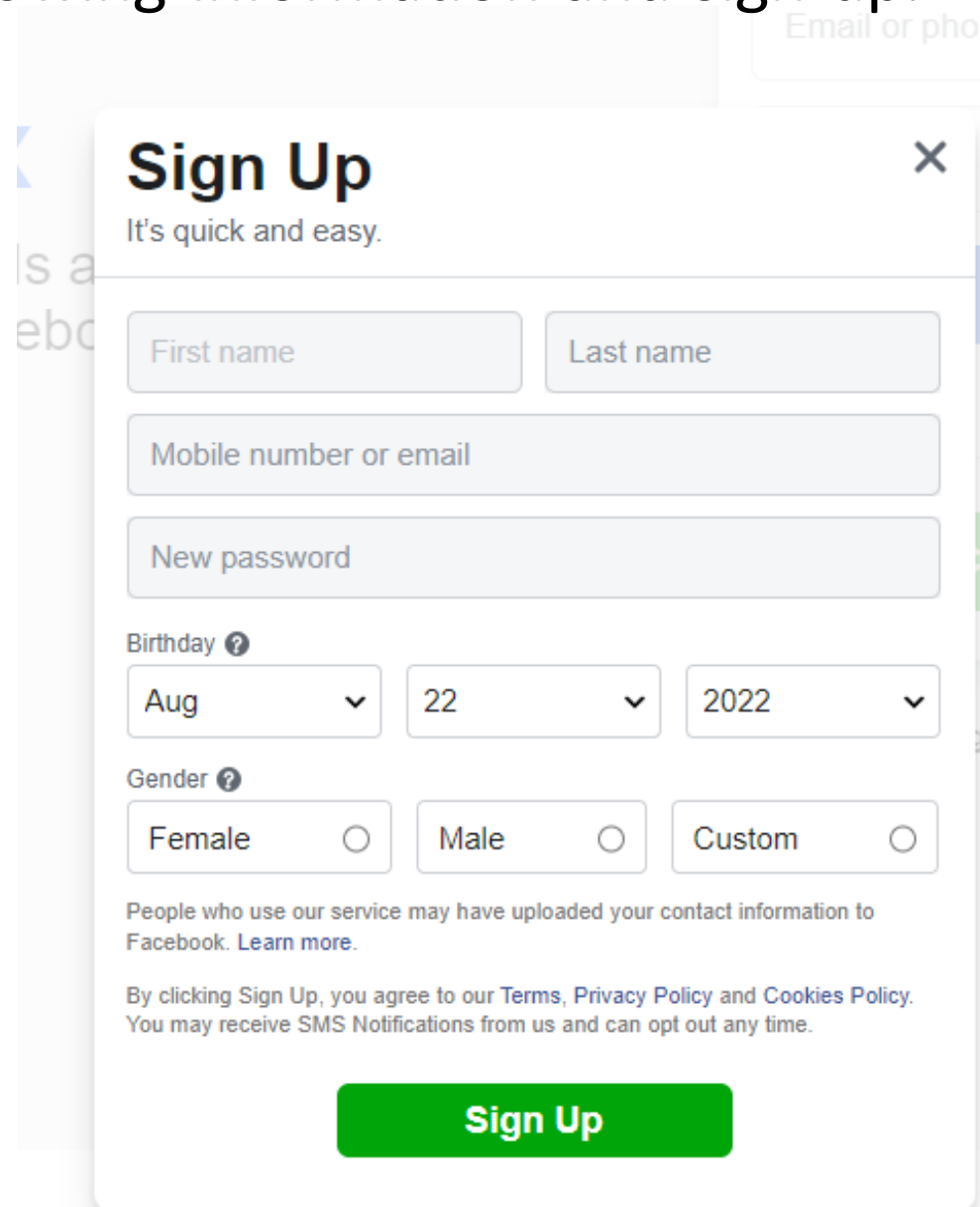
Get started with Facebook

- Search for Facebook.com on a computer or Facebook on your smartphone or tablet. This is the log in screen to enter your Facebook credentials.



The image shows the Facebook login and sign-up interface. It features a white rounded rectangle on a light gray background. At the top, there is a text input field with the placeholder text "Email or phone number". Below it is another text input field with the placeholder text "Password". A prominent blue button with the text "Log In" is centered below the password field. Underneath the button is a link that says "Forgot password?". A horizontal line separates the login section from the sign-up section. Below the line is a green button with the text "Create new account". At the bottom of the white rectangle, there is a link that says "Create a Page for a celebrity, brand or business."

- If you do not have a Facebook account, you must fill out the following information and sign up.

A screenshot of the Facebook sign-up form. The form is titled "Sign Up" with a close button (X) in the top right corner. Below the title is the text "It's quick and easy." The form contains several input fields: "First name" and "Last name" (two separate boxes), "Mobile number or email" (a single wide box), and "New password" (a single wide box). Below these are sections for "Birthday" and "Gender". The "Birthday" section has three dropdown menus for month (set to "Aug"), day (set to "22"), and year (set to "2022"). The "Gender" section has three radio button options: "Female", "Male", and "Custom". At the bottom of the form, there is a green button labeled "Sign Up". Above the button, there is a line of text: "People who use our service may have uploaded your contact information to Facebook. [Learn more.](#)" and another line: "By clicking Sign Up, you agree to our [Terms](#), [Privacy Policy](#) and [Cookies Policy](#). You may receive SMS Notifications from us and can opt out any time." The background shows a blurred "Email or phone" input field from the login screen.

Sign Up

It's quick and easy.

First name Last name

Mobile number or email

New password

Birthday ?

Aug 22 2022

Gender ?

Female Male Custom

People who use our service may have uploaded your contact information to Facebook. [Learn more.](#)

By clicking Sign Up, you agree to our [Terms](#), [Privacy Policy](#) and [Cookies Policy](#). You may receive SMS Notifications from us and can opt out any time.

Sign Up

Facebook Features



Home



Friends



Marketplace



Feeds



Notifications



Menu

- Home – Home will contain posts from people who are your friends on Facebook
- Friends – Friends will show you everyone who wants to follow you, people you may know, and how to search for family and friends
- Marketplace – Marketplace is Facebook's e-commerce shop
- Feeds - Feeds contains groups and brand pages
- Notifications - Whenever someone likes your posts, comments, or shares a post, you will see message reminder "Notification"



Home



Friends



Marketplace



Feeds



Notifications



Menu

How to post on Facebook




Step 1: Look for the "What's on your mind?" Box on your Home screen. Tap on the box.

facebook

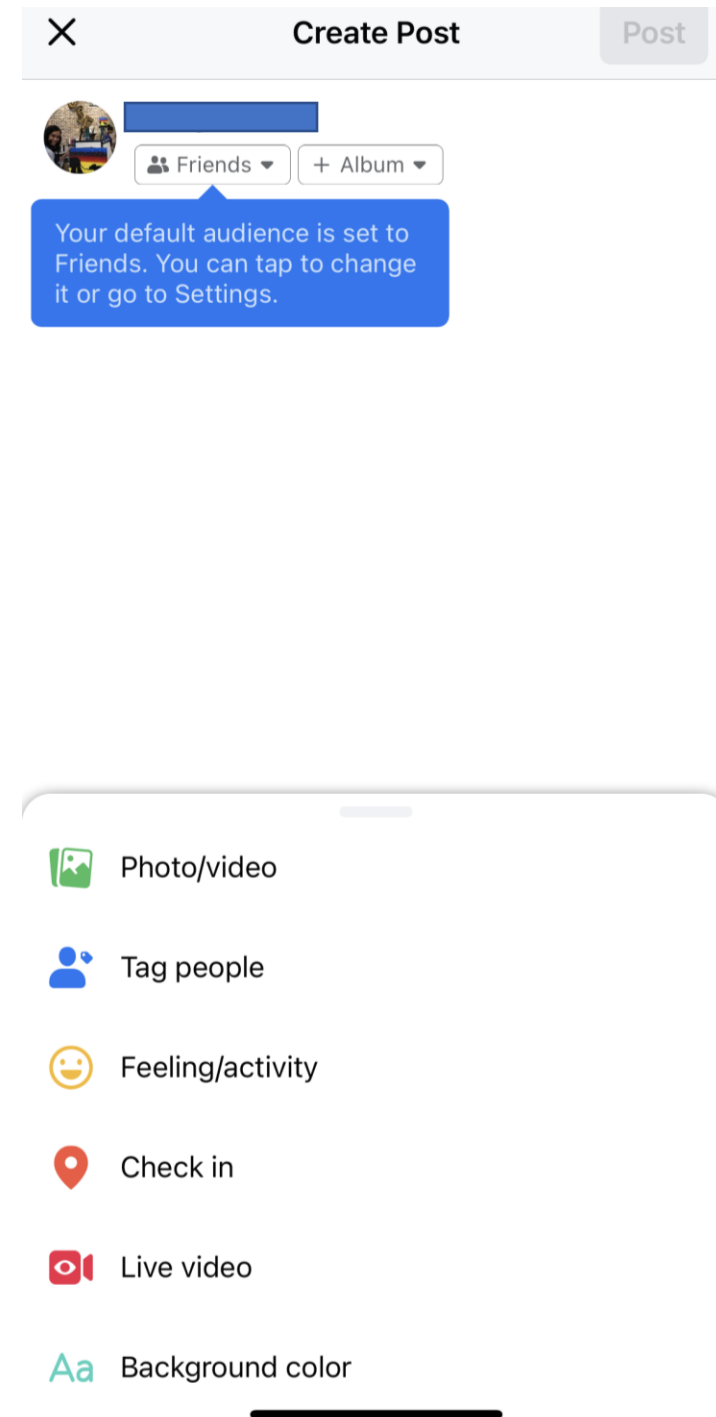


What's on your mind?



Step 2: If you want to write a text, click on the white area until the keyboard appears.

If you want to add a photo, video, or location, click on the menu buttons below.



Search for friends and
family



Ways to Search for Someone

- Do a Facebook Search by the Person's Name
- Search Facebook by the Person's Employer or School
- Piggyback on Your Friends' Friends
- Search for People in Public Groups

Step 1: Locate the search icon on any Facebook page. It may be located on the top right or left-hand corner.



Step 2: Type their name in the search bar at the top of the screen.



Search Facebook




Recent searches

[See all](#)



rss



1. Click the search bar in the top left of any Facebook page.
2. Type your friend's name into the search bar and click .
3. To send someone a friend request, click  next to their profile picture. Some people might not have  next to their profile picture, depending on their [privacy settings](#).

Discover communities
with similar interests



Facebook Groups

- Groups are **a place to communicate about shared interests with certain people.**
- Groups let people come together around a common cause, issue, or activity to organize, express objectives, discuss issues, post photos, and share related content.
- You can create a group for anything — your family reunion, your favorite activity or your book club.



knitting

All

Posts

People

Groups

Photos

Video

Groups



Knitting around New York

Public · 1K members · 2 posts a week

This is a social space for members of Knitting Around New York on meetup.com. You shoul...

Join



Knitting for beginners

Public · 46K members · 10 posts a day

This Group is for Absolute Knitting Beginners. Those who can knit are welcome to teach or...

Join



Knitting

Private · 114K members · 10 posts a day

Welcome to the Knitting group! Please be sure to read the Welcome Letter & Rules at the to...

Join

See all

Facebook scams



They attempt this in a variety of ways:



Facebook Scams

A common tactic on Facebook is to send you an email link to reset your Facebook account, claiming it has been disabled for security purposes.

- **You won scam**

A scammer will ask you to claim your prize, but you need to **send a small fee to cover shipping or other processing costs.**

- **Shopping scam**

Facebook has grown from a simple social network app to a robust e-commerce platform.

Scammers create **fake brand accounts to push counterfeit goods.** Other times, they create unheard-of shop names with “too good to be true” offers. These unknown sellers offer goods at cheap prices but don’t deliver anything at all. Instead, they take your money and disappear.

- **Charity scams**

They **create fake charity pages, websites, and even accounts on popular sites like GoFundMe,** then promote their “charities” on your Facebook feed. Usually, they ask you to pay via a PayPal account or wire money via bank transfer.

Typical Facebook Scam:

- Suspicious messages containing links about you or someone else is a common scam
- Even if your friend sent you a message with link, it can be a scam.
- Their account may have hacked, and it is a fraudster using your friend's account to **send malware links.**

