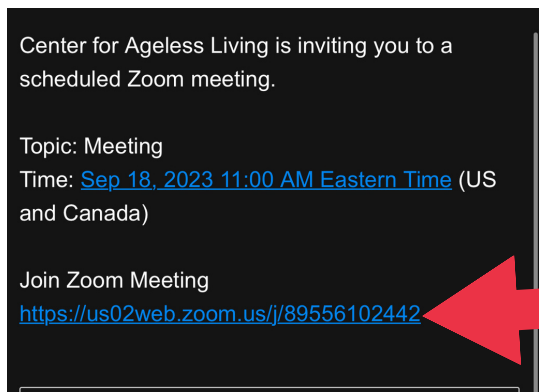
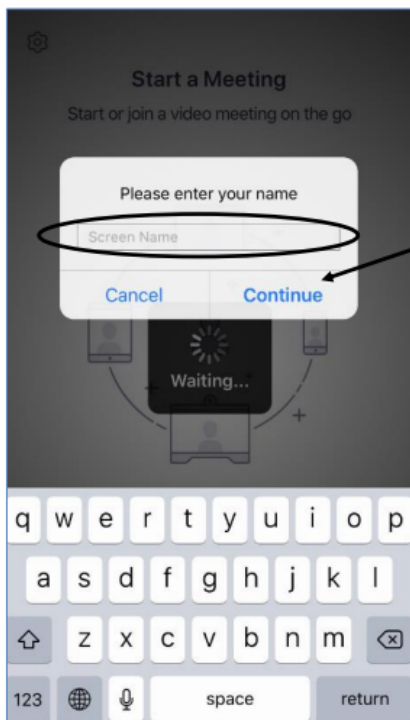


Joining a Zoom Call on a Smartphone/Tablet by Email Link

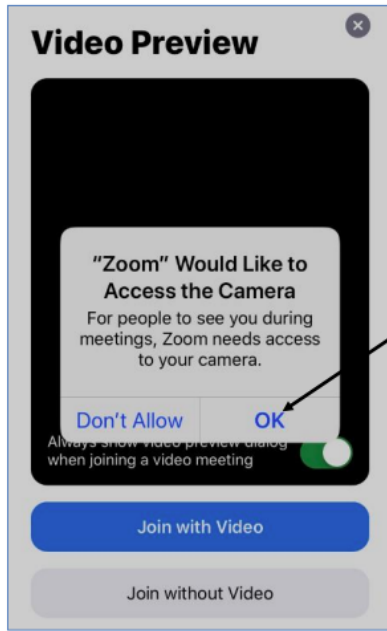
1. Open email message containing invitation to Zoom call then tap on Zoom Meeting link. It often appears in blue.



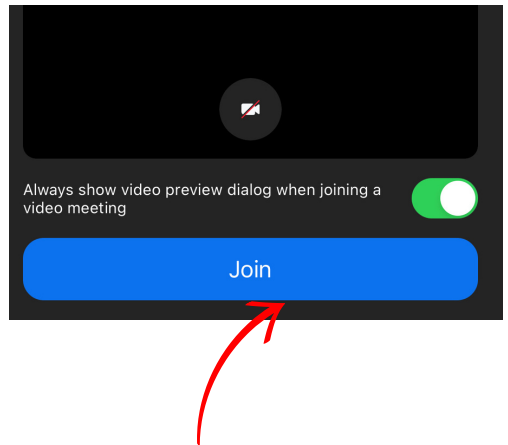
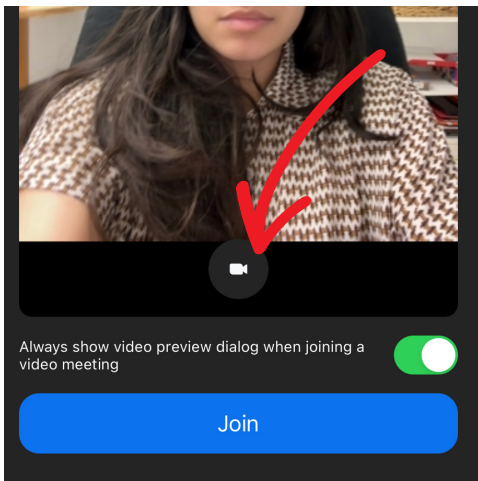
2. The first time, you run Zoom, you will be prompted to enter your name. If you create an account with zoom, you will not see this screen.



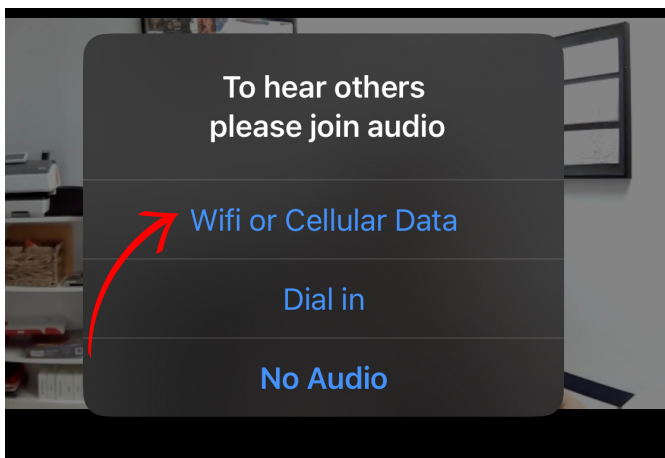
3. The first time you use Zoom, you will need to allow Zoom the option to use your camera. Tap "OK".



4. Tap on the video camera button to turn off or on your camera. A **red slash** means the camera is off. Press "Join" when you are done.



5. Now it is time to turn on the audio features. Tap on “wi-fi or cellular data” to hear other participants on zoom.



6. The first time you use Zoom, you will need to allow Zoom to access your microphone so other participants can hear you. Tap “ok”.

