
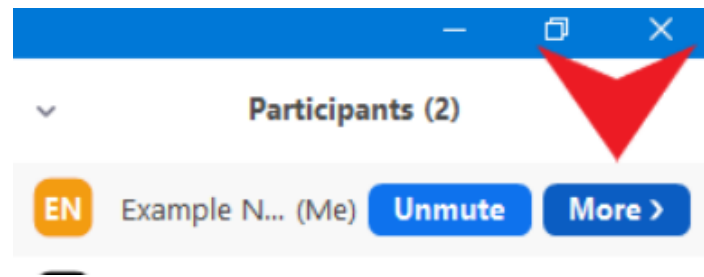


Changing Zoom Name During a Meeting on Desktop or Laptop

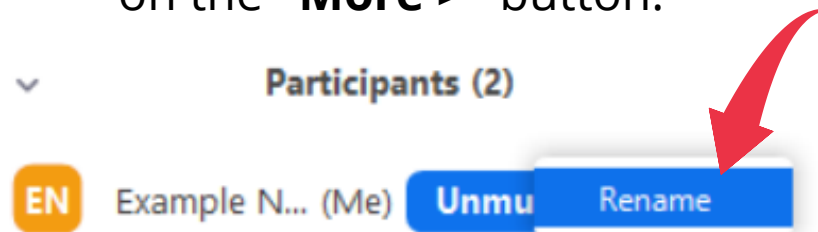
Step 1: Click "**Participants**" in the Zoom menu.



Step 2: Hover over your name and a "**More >**" button will appear.



Step 3: Click on the "**Rename**" button that will appear after you click on the "**More >**" button.



Step 4: Enter your new name in the "**New Screen Name**" box and click "**OK.**"

